

EDGE CONNECTOR COMMERCIAL

.156" (3.96mm) Density Dip Solder/Solder Eyelet



Features

- Dip solder tails single readout and double readout on .156" (3.96mm) long
- Dip solder tails, double readout .156" (3.96mm) on .200" (5.08mm) row spacing or .125" (3.18mm) long on .140" (3.56mm) row spacing
- Solder eyelet, single readout and double readout on .200" (5.08mm) row centers
- Bifurcated semi-bellows contacts for added contact reliability
- Ideal for applications involving vibration or board irregularities
- Contact positions: 6, 10, 12, 15, 18, 22 and 25
- Accepts single or double sided .062" (1.59mm) thick PC boards
- Available less mounting ears or with .128" (3.25mm) mounting hole
- Meets applicable performance criteria of MIL-C-21097



Materials

Insulation Material	UL 94V-0 rated glass-filled polyester, green
Contact Material	Spring brass
Standard Contact Plating	10µ" selective gold over 30µ" nickel in contact area, 5µ" gold on tails

Environmental

Shock	Per MIL-STD-202E, Method 213, Condition C
Operating Temperature	-65°C to +105°C
Vibration	Per MIL-STD-202E, Method 204, Condition B
Humidity	Per MIL-STD-202, Method 103, Condition B
Accessories (order separately)	
Polarizing Key Two types (order separately)	a) for between-contact polarization b) for in-contact polarization
Card Guide Posts	Attach to mounting ears and guide PC board into connector

Electrical

Withstanding Voltage	1800 VAC RMS (@ sea level)
Current Rating	5 Amps
Contact Resistance	6 Milliohms maximum
Insulation Resistance	5000 Megohms minimum

Mechanical

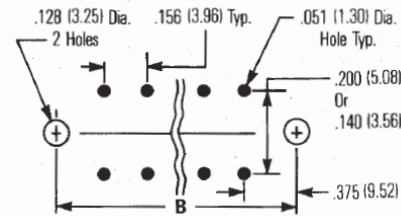
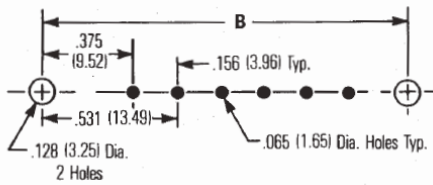
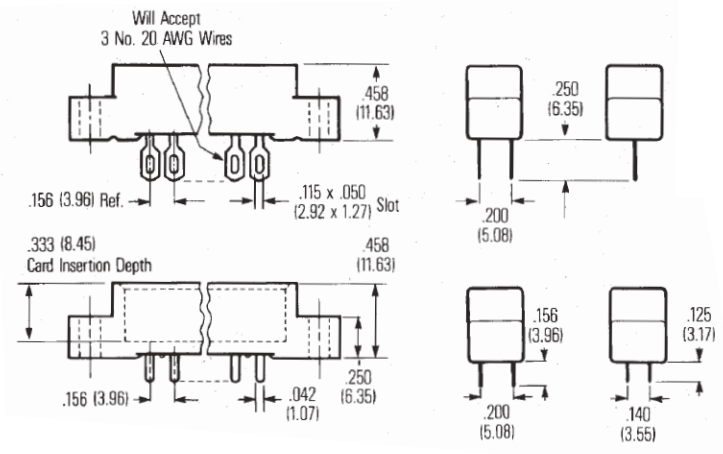
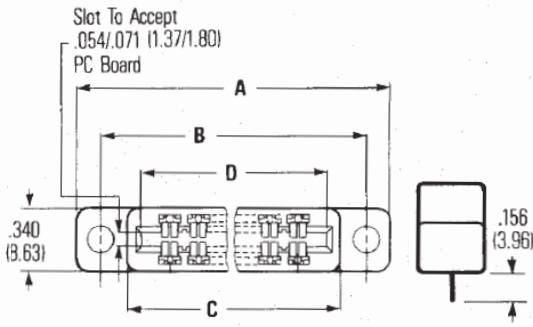
Individual Contact Insertion and Separation Force	16 oz. maximum with .070" (1.78mm) blade 1 oz. minimum with .054", (1.37mm) blade
--	--



EDGE CONNECTOR COMMERCIAL

.156" (3.96mm) Density Dip Solder/Solder Eyelet

INDUSTRIAL
CINCH



Dimensions

Number of Positions/Contacts	A		B		C		D	
	in	mm	in	mm	in	mm	in	mm
6/12	1.785	45.35	1.531	38.89	1.239	31.47	1.100	27.94
10/20	2.410	61.21	2.156	54.76	1.874	47.34	1.724	43.79
12/24	2.723	69.16	2.469	62.71	2.177	55.30	2.036	51.71
15/30	3.191	81.05	2.937	74.60	2.645	67.18	2.504	63.60
18/36	3.660	92.96	3.406	86.51	3.114	79.10	2.972	75.49
22/44	4.285	108.84	4.031	102.39	3.739	94.94	3.596	91.34
24/48	4.598	116.79	4.344	110.34	4.052	102.92	3.911	99.34
25/50	4.754	120.75	4.500	114.30	4.208	106.88	4.067	103.30

Ordering Information - Single Readout

Number of Positions/Contacts	.128 (3.25mm) Mounting Hole	
	Solder Eyelet	Dip Solder Tails, .156" (3.96mm Long)
	Part Number	Part Number
6/6	50-6A-20	50-6B-10
10/10	50-10A-20	50-10B-10
12/12	50-12A-20	50-12C-10
15/15	50-15A-20	50-15B-10
18/18	50-18A-20	50-18B-10
22/22	50-22A-20	50-22B-10
25/25	50-25A-20	50-25B-10

Ordering Information - Double Readout

Number of Positions/Contacts	.128 (3.25mm) Mounting Hole	
	Solder Eyelet	Dip Solder Tails, .156" (3.96mm Long) .200" (5.08mm Between Row Spacing)
	Part Number	Part Number
6/12	50-12A-30	50-12B-10
10/20	50-20A-30	50-20B-10
12/24	50-24A-30	50-24B-10
15/30	50-30A-30	50-30B-10
18/36	50-36A-30	50-36B-10
22/44	50-44A-30	50-44B-10
25/50	50-50A-30	50-50B-10

belfuse.com/cinch