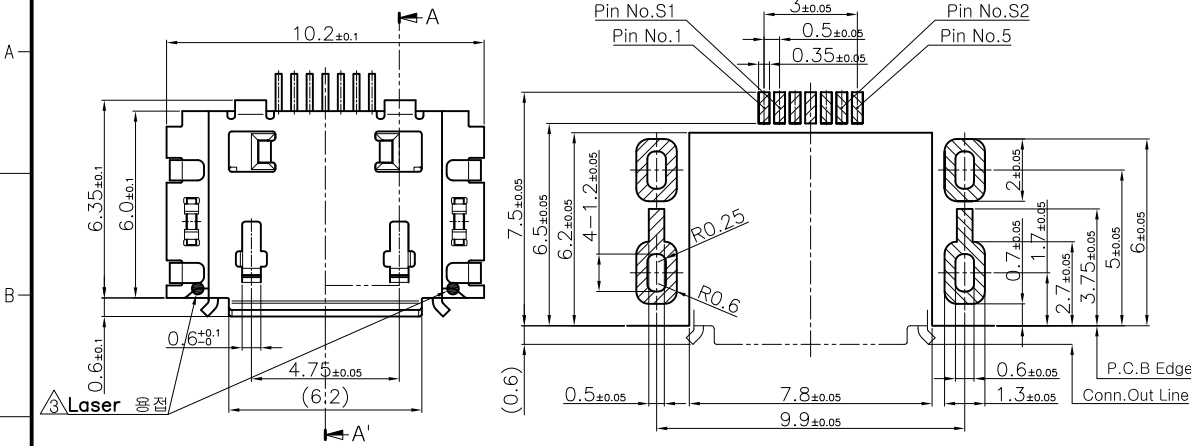
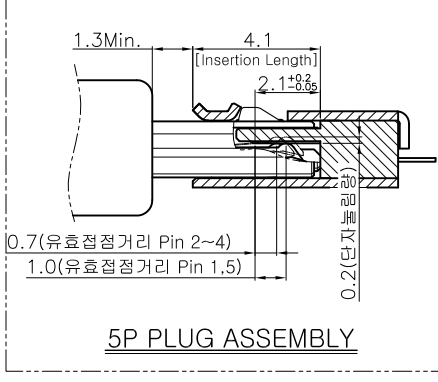


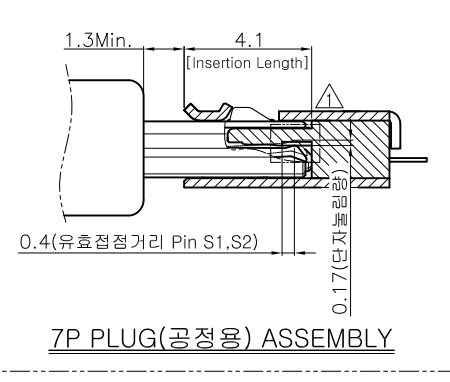
Rev No.	Description of Revision	Date	Name	Approved	ECN No.
△X 1	도금 사양 변경	12.03.30	김진수		
△X 2	Lead Crack 개선 (고객요청)	12.08.20	김진수		



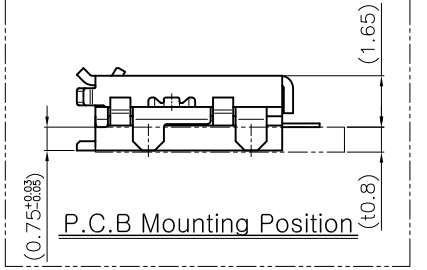
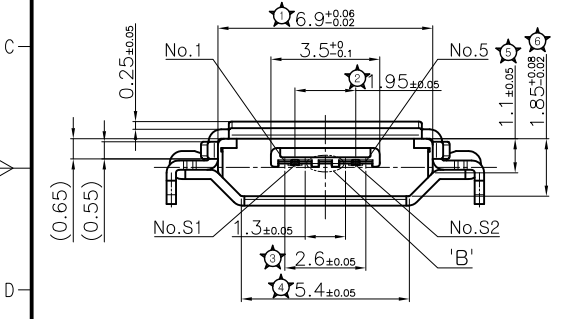
P.C.B LAYOUT



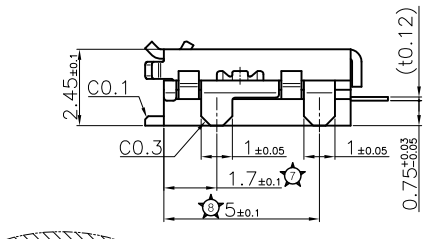
5P PLUG ASSEMBLY



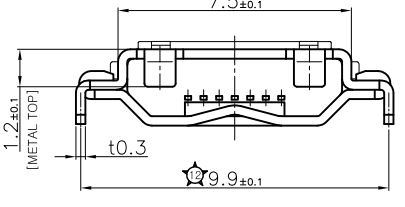
7P PLUG(공정용) ASSEMBLY



P.C.B Mounting Position

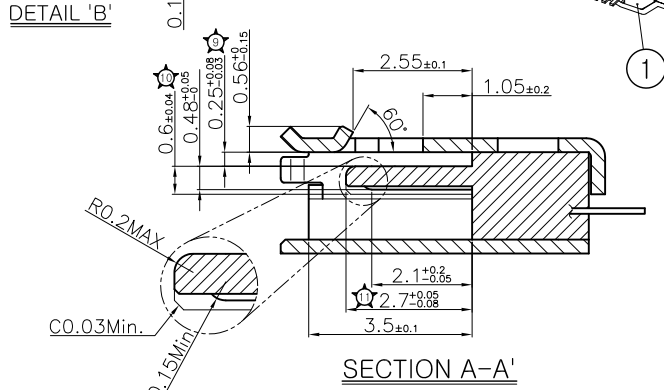
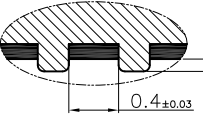
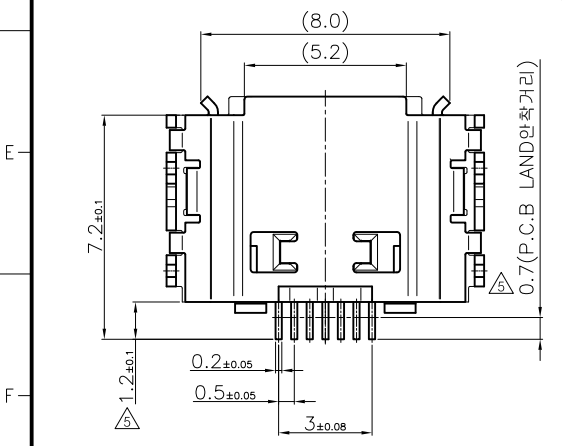
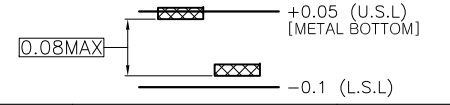


DETAIL 'B'

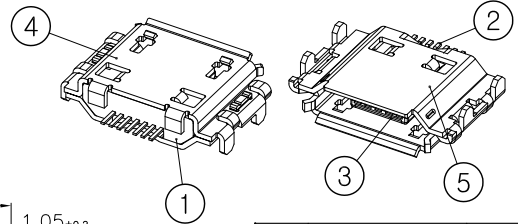


※ NOTE

- PLATING
 - CONTACT
 - Contact Area : Au 0.05 μ m Min. over Pd-Ni 0.75 μ m Min. over Plating Ni 2.0~5.0 μ m. (Brush Plating)
 - Lead Area : Au 0.05 μ m Min. over Ni 0.2~3.0 μ m. (Jig Plating)
 - METAL SHELL
 - Ni 1.0~5.0 μ m. (Dipping Plating)
- ☆ : C.T.Q
- COPLANARITY : 0.08 Max.



SECTION A-A'



No	Descriptions	Material	Finish	Remarks
5	METAL COVER(B)	STS304	Note. 1	t0.3
4	METAL COVER(A)	STS304	Note. 1	t0.3
3	GUARD PLATE	STS304	Cleansing	t0.12
2	CONTACT	C7025	Note. 1	t0.12
1	HOUSING	CR310	Black Color	UL94V-0

General Tolerance		Scale	N/S	Units	mm	Sheet	TITLE	
Dimension	mm (°)	Date	2010. 01. 05			1 of 1	HY07-AB0721	
X	± 0.2	Drawn	Design	Checked	Reviewed	Approved	MMI 7P (USB) : Std. CUT	
X.X	± 0.1	B. S. LEE		-			Customer Drawing	
X.XX	± 0.05						SW No.	Rev.
X.XXX	± 0.01						DWG No.	5
ANGLE	± 1°						HY07-AB0721-A1	

© (OQA-2049)에 지정된 환경관리 물질을 사용하지 말것.